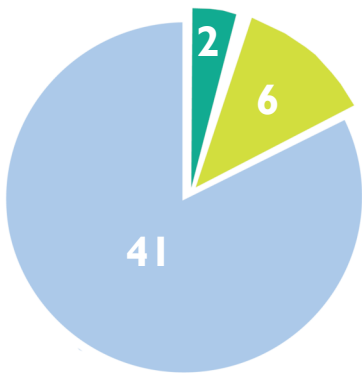


LEADERSHIP

The 2017 elections saw a slight decline in female representation in the Connecticut General Assembly, but a dramatic increase in the percentage of female Mayors/First Selectmen in Hartford County. In 2018 a wave of women candidates is expected, as more women express interest in local and statewide office.

POLITICAL REPRESENTATION

HARTFORD COUNTY 16%



Hartford County Delegates Total Seats 49

- Females in CT Senate
- Females in the CT House of Representatives
- Males in the CT General Assembly

HARTFORD COUNTY

41%

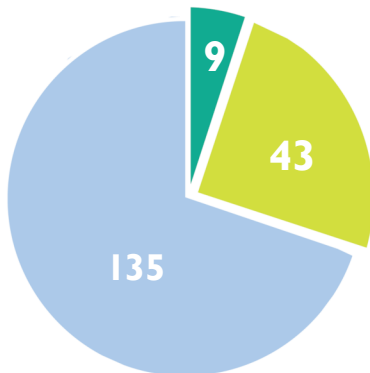
Mayors/First Selectman
(12 total) who
are female



CONNECTICUT

28%

Female representation in the
Connecticut General Assembly



Connecticut General Assembly Total Seats 187

- Females in CT Senate
- Females in the CT House of Representatives
- Males in the CT General Assembly

16%

Female members of the
General Assembly
(49 total seats; 8 held
by females)



25%

Female CT State
Senators

NEW ENGLAND FEMALES IN STATEWIDE OFFICE

Massachusetts	25%	Maine	34%
Rhode Island	31%	New Hampshire	30%
Connecticut	28%	Vermont	39%

28%

Female State
Representatives

LEADERSHIP

BUSINESS LEADERSHIP

There is a relationship between financial performance and companies who have more women board members. Companies with more women (3 or more women board members over 4 years) outperform those with fewer women by 84% on return on sales, 60% on return on investment capital, and 46% return on equity.



Female-founded companies perform 63% better than all-male firms. Female founders are “the fastest growing segment of entrepreneurs,” but they receive less than 3% of venture capital funding.

National initiatives such as the Paradigm for Parity aim to achieve “full gender parity by 2030” and have “at least 30% of senior roles” held by women in the near term. Of the 60 companies that have signed on, **3 are in Connecticut:** UTC, Frontier Communications, and Synchrony Financial.

Female Business Executives

27% Female executives at Fortune 500 companies in Hartford County



Fortune 500 Companies in Hartford County



Female CEOs at Fortune 500 Companies in Hartford County



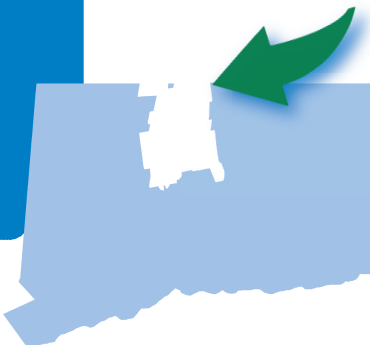
Female Executives at Fortune 500 Companies in Hartford County



Female board members at Fortune 500 Companies in Hartford County

There are **113,100** women-owned businesses in Connecticut that employ 95,300 people and contribute **\$16.4 billion** to the state's GDP. Women-owned businesses contributed 6.3% to the Connecticut economy.

33% of all firms in Hartford County are women-owned



Asian American 5%
African American 9%
Latina 11%
Caucasian 75%